

Uniclass L5294 :P71 14	EPIC E375 :X725
CI/SB (47)	Hn7

June 2009

**Fascias
Soffits
Cladding
Ventilation
Finishing Trims
Tudor Board
Rainwater
Dry Verge**



PRODUCT GUIDE
homeline.uk.com





HOMELINE
BUILDING PRODUCTS

The Homeline Range

HOMELINE
BUILDING PRODUCTS

Homeline offers a comprehensive selection of cellular PVC-U products, suitable for domestic and commercial applications. All products have been designed, manufactured and tested to work together, to provide customers a complete BBA approved cellular PVC-U system for roofline or cladding construction projects.

Cellular PVC-U is the ideal substitute for timber related products, as it's completely weather resistant, low maintenance, recyclable and sustainable in modern construction. Over the following pages we will guide you through our entire collection of PVC-U products including Fascia Boards, Soffits, Ventilation, Dry Verge, and Cladding.

Fascias

pg 4

- Square
- Bullnose
- Ogee
- Reveal Liner
- Joints & Corners

Soffits

pg 8

- Solid
- Pre - Ventilated
- Trims

Ventilation

pg 8

- Over Fascia Protection
- Combed Vent
- Over Fascia Ventilator

Finishing Trims

pg 10

- Edge Fillet
- D Section
- Architrave
- Rectangles
- Quadrant

Cladding

pg 11

- Open V
- Shiplap
- Trims

Rainwater

pg 12

- Square
- Ogee
- Round
- Half Cap

Dry Verge

pg 15

- Individual Dry Verge
- Universal End Cap
- Half Round End Cap
- Starter Kit

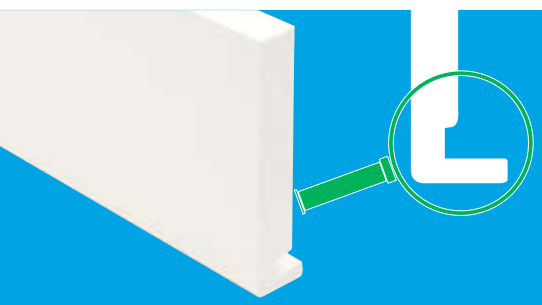
Tudor Board

pg 15


- Foiled Edges

Fascia Boards


Full Replacement, Reveal Liners, Joints & Corners




Square Profile



Bullnose Profile



Ogee Profile



Reveal Liners

New Build & Refurbishment

Homeline manufacture a wide variety of top quality Fascia Boards, suitable for a multitude of applications across the new build and refurbishment sectors. All our Fascia Boards are suitable for use as Bargeboards. With a full replacement thickness ranging from 16mm to 25mm, they do not require timber backing boards to secure them in place. They are strong and rigid enough to fix direct to the roof rafters. They are also capable of supporting conventional rainwater systems in accordance with the BBA, as well as over Fascia Ventilators, and Roof Tiles etc. Reveal Liners are also available.

Fascia Styles

Square Profile

Probably the most popular style in the UK, the Square Fascia is suitable for many applications and is exceptional easy to install due to its straight lines. Square Fascia is also ideal for use with inclined Soffits.

Bullnose Profile

Bullnose Fascias Boards are finished with a rounded edge to give extra style, and include a rebate for Soffits.

Ogee Profile

This popular style graces many new build properties throughout the UK. At 16mm thick, Homeline's Ogee style has a flat return leg suitable for a Soffit.

NB. The above fascia boards do not require timber backing boards.

Reveal Liners

Homeline Reveal Liners are particularly useful for capping over existing roofline applications where a full timber replacement isn't suitable. A common application for Reveal Liner boards is flat roofs where you do not want to disturb the existing roof covering (often Felt or EPDM rubber cover). Reveal Liners are available in Square and Ogee Profiles. Reveal Liners can be used on existing timber that is sound, or fixed to new marine grade ply backing board.




Fascia Boards

Full Replacement, Reveal Liners, Joints & Corners


Full Replacement

25mm Square



DESCRIPTION	CODE
† 150mm x 5m	GMF150W
† 175mm x 5m	GMF175W
† 200mm x 5m	GMF200W
† 225mm x 5m	GMF225W
† 250mm x 5m	GMF250W
† 405mm x 5m	GMF405W

22mm Square




DESCRIPTION	CODE
† 150mm x 5m	GJF150W
† 175mm x 5m	GJF175W
† 200mm x 5m	GJF200W
† 225mm x 5m	GJF225W
† 250mm x 5m	GJF250W
† 405mm x 5m	GJF405W

22mm Bullnose




DESCRIPTION	CODE
† 150mm x 5m	GBJ150W
† 175mm x 5m	GBJ175W
† 200mm x 5m	GBJ200W
† 225mm x 5m	GBJ225W
† 250mm x 5m	GBJ250W
† 405mm x 5m	GBJ405W

16mm Square




DESCRIPTION	CODE
150mm x 5m	GSF150W
* 175mm x 5m	GSF175W
200mm x 5m	GSF200W
* 225mm x 5m	GSF225W
250mm x 5m	GSF250W
300mm x 5m	GSF300W
* 405mm x 5m	GSF405W

16mm Bullnose



DESCRIPTION	CODE
150mm x 5m	GFB150W
175mm x 5m	GFB175W
200mm x 5m	GFB200W
225mm x 5m	GFB225W
250mm x 5m	GFB250W
405mm x 5m	GFB405W

16mm Ogee




DESCRIPTION	CODE
150mm x 5m	GOF150W
175mm x 5m	GOF175W
200mm x 5m	GOF200W
225mm x 5m	GOF225W
250mm x 5m	GOF250W
405mm x 5m	GOF405W

For accurate sizing please refer to the Homeline Specification Guide.


Reveal Liners

9mm Square



DESCRIPTION	CODE
100mm x 5m	GRC095W
150mm x 5m	GRC150W
175mm x 5m	GRC175W
200mm x 5m	GRC200W
225mm x 5m	GRC225W
250mm x 5m	GRC250W
300mm x 5m	GRC300W
400mm x 5m	GRC400W
470mm x 5m	GRC470W
605mm x 5m	GRC605W

9mm Ogee



DESCRIPTION	CODE
150mm x 5m	GGF150W
175mm x 5m	GGF175W
200mm x 5m	GGF200W
225mm x 5m	GGF225W
250mm x 5m	GGF250W
400mm x 5m	GGF400W

Decorative Fascias



16mm Convex		16mm Concave	
DESCRIPTION	CODE	DESCRIPTION	CODE
† 200mm x 5m	GDFVW	† 200mm x 5m	GDFCW

Joints & Corners



Double Ended Fascia Corners		Double Ended Fascia Joints	
DESCRIPTION	CODE	DESCRIPTION	CODE
* Square 500mm	GSC500W	* Square 500mm	GSJ500W
Bullnose 500mm	GBC500W	Bullnose 500mm	GBJ500W
Ogee 500mm	GOC500W	Ogee 500mm	GOJ500W



Single Ended Fascia Corners		Single Ended Fascia Joints	
DESCRIPTION	CODE	DESCRIPTION	CODE
Square 300mm	GRCW	Square 300mm	GRJW
Ogee 300mm	GOCW	Ogee 300mm	GOJW



DESCRIPTION Square 300mm **CODE** GRECW

Codes shown are for white colours (W), other colours are available as shown below

† Denotes only available in White

Standard



Woodgrains



Colours



.W - white .WG - mahogany
.LO - light oak .R - rosewood .BL - black

*Indicates products are available in the following colours -
.EO - english oak .RW - red walnut .DT - dark teak .AP - antique pine .DW - dark walnut .SB - silver birch .MA - mountain ash

*Indicates products are available in the following colours -
.CR - cream .DG - dark grey .FW - foiled white .WR - wine red .RG - rustic green .RB - royal blue

Roofline Colours

White Square Fascia
Black Square Rainwater



Mahogany Fascia
Black Square Rainwater



White Ogee Fascia
White Ogee Rainwater



Rosewood Fascia
Brown Ogee Rainwater



White Bullnose Fascia
White Square Rainwater



Light Oak Fascia
Caramel Ogee Rainwater



Black Fascia
Black Ogee Rainwater



Dark Grey Fascia
Black Square Rainwater



Roofline Colours

English Oak Fascia
Black Ogee Rainwater



Silver Birch Fascia
Black Square Rainwater



Antique Pine Fascia
Black Square Rainwater



Mountain Ash Fascia
Black Ogee Rainwater



Dark Teak Fascia
Black Ogee Rainwater



Cream Fascia
Brown Ogee Rainwater



Dark Walnut Fascia
Brown Ogee Rainwater



White Woodgrain Fascia
Black 'Cast Iron Effect' Rainwater



Soffits & Ventilation

Solid, Vented & Trims



Soffits & Ventilation

Homeline manufacture a comprehensive selection of Soffits from Solid to Pre-Ventilated variations to ensure you have the correct product for your project. We also stock a wide range of ventilation options with combined eaves protection to ensure all building regulations relating to roof ventilation and condensation are adhered to.



Solid Soffit Boards

Soffit Styles

Solid Soffit Boards

Homeline Solid Soffit is 9mm thick and is available in varying widths from 100mm to 605mm. Due to the nature of this product, additional ventilation options must be used to ventilate the roof space. Please see below.



Pre-Ventilated

Pre-Ventilated Soffit Boards

Homeline's Pre-Ventilated Soffits allow for continuous air flow into the roof space of between 10mm - 25mm. No additional ventilation is required.

Ventilation Options

Over Fascia Ventilation

Easily installed unit providing eaves ventilation over the fascia in new build or roofline refurbishments. The 25mm vent is specifically designed for use in situations where the insulation is positioned between the rafters and on flat roofs and roof pitches below 15°. Available in 500mm lengths.



Over Fascia Ventilation

Eaves Protector (with Bird Comb)

PVC-U Eaves Protectors are useful to replace worn or damaged roofing felt, they lie under the first row of tiles and provide drainage into the gutter. A useful bird comb is also available to prevent against the entry of birds, vermin and debris, through gaps left by the tile profile at the eaves. Available in 900mm lengths.



Soffits & Ventilation

Solid, Vented & Trims

Soffits

9mm Solid Soffit Board



DESCRIPTION

100mm x 5m
* 150mm x 5m
175mm x 5m
* 200mm x 5m
225mm x 5m
250mm x 5m
* 300mm x 5m
* 405mm x 5m
† 450mm x 5m
† 500mm x 5m
† 605mm x 5m

CODE

GMB100W
GMB150W
GMB175W
GMB200W
GMB225W
GMB250W
GMB300W
GMB405W
GMB450W
GMB500W
GMB605W

9mm Double Vented Soffit Board (25mm continuous air flow)



DESCRIPTION

† 150mm x 5m
† 225mm x 5m
† 300mm x 5m
† 450mm x 5m

CODE

GDVB150W
GDVB225W
GDVB300W
GDVB450W

9mm Vented Soffit Board (10mm continuous air flow)




DESCRIPTION

150mm x 5m
175mm x 5m
† 200mm x 5m
225mm x 5m
† 250mm x 5m
300mm x 5m
405mm x 5m
† 450mm x 5m
† 605mm x 5m

CODE

GVB150W
GVB175W
GVB200W
GVB225W
GVB250W
GVB300W
GVB405W
GVB450W
GVB605W

Hollow Soffit



DESCRIPTION

100mm x 5m
300mm x 5m
† 300mm x 5m (vented)
† 400mm x 5m


CODE

GHC100W
GHC300W
GHCV300W
GHC400W

Codes shown are for white colours (W), other colours are available as shown below

† Denotes only available in White

Standard



.W .WG .LO .R .BL

Woodgrains



.EO .RW .DT .AP .DW .SB .MA

Colours



.CR .DG .FW .WR .RG .RB

*Indicates products are available in the following colours -
.EO - english oak .RW - red walnut .DT - dark teak .AP - antique pine .DW - dark walnut .SB - silver birch .MA - mountain ash

*Indicates products are available in the following colours -
.CR - cream .DG - dark grey .FW - foiled white .WR - wine red .RG - rustic green .RB - royal blue

Soffit Trims

Soffit Vent Strip (25mm continuous airflow)



DESCRIPTION

5m

CODE

GSVW

Soffit Joint Trim



DESCRIPTION

5m

CODE

GSJTW

J Trim

(for hollow soffit)



DESCRIPTION

*5m

CODE

GJTW

H Trim

(for hollow soffit)




DESCRIPTION

*5m

CODE

GHSW

External Corner Trim (for hollow soffit)



DESCRIPTION

5m

CODE

GFTW

NB. Vented Soffits with Flymesh available on request.



Ventilation



Over Fascia Protection Eaves Protector

DESCRIPTION
1.5M

CODE
C400



Over Fascia Protection (10mm continuous air flow)

DESCRIPTION
900mm

CODE
C401



Combed Vent (10mm continuous air flow)

DESCRIPTION
900mm

CODE
C402



Over Fascia Ventilator (10mm continuous air flow)

DESCRIPTION
500mm - (10mm AIR GAP)
1000mm - (10mm AIR GAP)
1000mm - (25mm AIR GAP)

CODE
C503
G1200N
G2500N

Finishing Trims



Architrave

DESCRIPTION

6mm 40mm x 5m
6mm 40mm x 5m
6mm 60mm x 5m
6mm 60mm x 5m
6mm 90mm x 5m
6mm 90mm x 5m
† 8mm 48mm x 5m
† 8mm 68mm x 5m
† 8mm 98mm x 5m

CODE

GCA050W
GCA050.WG
GCA070W
GCA070.WG
GCA100W
GCA100.WG
GCL050W
GCL070W
GCL100W



25mm D Section

DESCRIPTION

5m
5m

CODE

GDS025W
GDS025.WG



20mm Edge Fillet

DESCRIPTION

5m
5m

CODE

GEF020W
GEF020.WG



Rectangles

DESCRIPTION

15 x 13mm x 5m
15 x 13mm x 5m
25 x 20mm x 5m
25 x 20mm x 5m
30 x 25mm x 5m
30 x 25mm x 5m

CODE

GRE015W
GRE015.WG
GRE025W
GRE025.WG
GRE030W
GRE030.WG



12mm Quadrant

DESCRIPTION

5m
5m

CODE

GQU012W
GQU012.WG



19mm Quadrant

DESCRIPTION

5m
5m

CODE

GQU019W
GQU019.WG



Window Board

DESCRIPTION

150mm x 5m
175mm x 5m
175mm x 5m
200mm x 5m
225mm x 5m
225mm x 5m
250mm x 5m
300mm x 5m
405mm x 5m

CODE

GWB150W
GWB175W
GWB175.WG
GWB200W
GWB225W
GWB225.WG
GWB250W
GWB300W
GWB405W



Angles

DESCRIPTION

25 x 25mm x 5m Flexi
25 x 25mm x 5m Flexi
50 x 50mm x 5m Flexi
50 x 50mm x 5m Flexi
50 x 50mm x 5m Rigid
50 x 50mm x 5m Rigid
100 x 80mm x 5m Rigid
100 x 80mm x 5m Rigid

CODE

GF050W
GF050.WG
GF100W
GF100.WG
GA050W
GA050.WG
GA180W
GA180.WG



Felt Roof Edge Trim

DESCRIPTION

5m

CODE

GFREW

Codes shown are for white colours (W),
other colours are available as shown below
.W - white .WG - mahogany .LO - light oak
.R - rosewood .BL - black
† Denotes only available in White



Finishing Touches



Flat Back Spire / 3D Spire

DESCRIPTION

910mm (3D)
910mm (Flat)

CODE

G3DW
GFBS



Ball End Finial

DESCRIPTION

965mm
1500mm

CODE

GBF965W
GBF1500W



Bracing Bar

DESCRIPTION

1500mm

CODE

GBBW



Gable Finial

DESCRIPTION

340mm

CODE

GFINW

Finishing Touches are available in
.BL - black .LO - tan .R - red/brown
.WG - brown

Bettaboard

DESCRIPTION

200mm x 5m White
200mm x 5m Golden Oak
200mm x 5m Mahogany
200mm x 5m Rosewood
200mm x 5m Natural Oak

CODE

GBB200.W
GBB200.G
GBB200.WG
GBB200.R
GBB200.NO

DESCRIPTION

600mm x 3m White
600mm x 3m Golden Oak
600mm x 3m Mahogany
600mm x 3m Rosewood
600mm x 3m Natural Oak

CODE

GBB600.W
GBB600.G
GBB600.WG
GBB600.R
GBB600.NO

225mm x 5m White
225mm x 5m Golden Oak
225mm x 5m Mahogany
225mm x 5m Rosewood
225mm x 5m Natural Oak

GBB225.W
GBB225.G
GBB225.WG
GBB225.R
GBB225.NO

600mm x 5m White
600mm x 5m Golden Oak
600mm x 5m Mahogany
600mm x 5m Rosewood
600mm x 5m Natural Oak

G5BB600.W
G5BB600.G
G5BB600.WG
G5BB600.R
G5BB600.NO

250mm x 5m White
250mm x 5m Golden Oak
250mm x 5m Mahogany
250mm x 5m Rosewood
250mm x 5m Natural Oak

GBB250.W
GBB250.G
GBB250.WG
GBB250.R
GBB250.NO

900mm x 3m White
900mm x 3m Golden Oak
900mm x 3m Mahogany
900mm x 3m Rosewood
900mm x 3m Natural Oak

GBB900.W
GBB900.G
GBB900.WG
GBB900.R
GBB900.NO

.W - white .WG - mahogany
G - golden oak
.R - rosewood .NO - natural Oak



Cladding

New Build & Refurbishment

Homeline manufactures Cladding in a variety of colours, together with a comprehensive range trims and fixings. Homeline cladding systems can be fixed horizontally or diagonally to create stunning visual effects. PVC-U Cladding systems are a cost effective maintenance free alternative to timber. Their strength, rigidity and insulation properties make this product suitable for both New Build and Refurbishment Properties.

Cladding Styles

Shiplap and Open V cladding styles are available in 100mm & 150mm 5m lengths. Special sizes may be ordered based on minimum order quantities to suit your project requirements.

Shiplap Cladding

Cladding



Shiplap Cladding

DESCRIPTION
150mm x 5m
CODE
GSL150W



Open V Groove Cladding

DESCRIPTION
100mm x 5m
CODE
GOV100W



Universal Starter Trim

DESCRIPTION
5m
CODE
GUSW



U Channel

DESCRIPTION
5m
CODE
GUCW



2 Part Universal Trim

DESCRIPTION
5m
CODE
G2UCW



Wall Starter Trim

DESCRIPTION
5m
CODE
GWSW



Drip Starter Trim

DESCRIPTION
5m
CODE
GDSW



Drip Trim

DESCRIPTION
5m
CODE
GDTW



Centre Joint Trim

DESCRIPTION
5m
CODE
GCJW



2 Part External Corner

DESCRIPTION
5m
CODE
G2ECW



Individual Cladding Joint Covers

DESCRIPTION
150mm Shiplap
100mm V Groove
CODE
GSJ150W
GVJ100W

Rainwater Systems



Homeline PVC-U rainwater systems offer a wide and comprehensive choice of profile designs suitable for new build and refurbishment, in a range of colours to suit all project types. Manufactured using the finest raw materials, our rainwater products are designed to be fitter friendly and work in harmony with our fascias boards for strength and rigidity, whilst providing the ultimate in performance.

Rainwater Styles

Square 114/65mm

A rectilinear profile providing a flow capacity in excess of Half Round, capable of connecting to most metal or plastic systems.

Ogee 110/80mm

A traditional Ogee style profile providing one of the highest capacity PVC-U domestic rainwater systems on the market. Suitable for all properties old and new. Designed to cope with above average rainfall.

Half Round 112/68mm

The original Half Round profile provides a practical and easy to install rainwater system widely used in new build and refurbishment projects.

Commercial Hi-Cap 115/75mm

A semi-elliptical profile suitable for large roof areas. The high flow rate means less outlets and less drainage runs. Both 65mm Square Line and 68mm & 80mm Round Line downpipes can be connected to gutter system.

Cast Iron Effect Half Round / Ogee 112/68mm 110/80mm

Cast Iron' style Rainwater System providing significant cost saving over traditional Cast Iron for developers wishing to create authentic looks.



Square



Ogee



Half Round



Commercial Hi-Cap



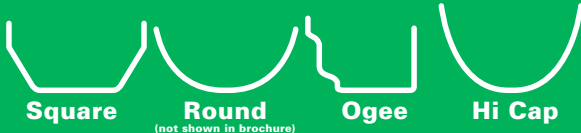
Cast Iron Effect



Rainwater Profiles

Rainwater

Square Gutter 114/65mm



Square

Round
(not shown in brochure)

Ogee

Hi Cap



Gutter Length

Union Bracket

Fascia Brackets

Stop End Outlets

DESCRIPTION
4m Square
4m Round

CODE
RGS4
RG4

DESCRIPTION
Square
Round

CODE
RUS1
RU1

DESCRIPTION
Square
Round

CODE
RKS1
RK1

DESCRIPTION
Square
Round

CODE
ROS2
RO2



Running Outlet

Stop End External

Stop End Internal

90° Angle

DESCRIPTION
Square
Round

CODE
ROS1
RO1

DESCRIPTION
Square
Round

CODE
RES1
RE1

DESCRIPTION
Square
Round

CODE
RES2
RE2

DESCRIPTION
Square
Round

CODE
RAS1
RA1



135° Angle

Adjustable Angle 50°-156°

Square / Round Gutter Adaptor

Cast Iron Ogee / Square Gutter Adaptor

DESCRIPTION
Square
Round

CODE
RAS2
RA2

DESCRIPTION
Square
Round

CODE
RAS3
RA3

DESCRIPTION
Square

CODE
RDS1

DESCRIPTION
(RH) Square
(LH) Square
(RH) Round
(LH) Round

CODE
RDS3
RDS4
RD3
RD4



Cast Iron Round / Square Gutter Adaptor

Down Pipe

Offset Bend

Adjustable Offset Bend

DESCRIPTION
Square
Round

CODE
RDS5
RD5

DESCRIPTION
* 2.5m Square
* 4.0m Square
5.5m Square
2.5m Round
4.0m Round
5.5m Round

CODE
RPS2.5
RPS4
RPS5.5
RP2.5
RP4
RP5.5

DESCRIPTION
* 90° Square
112° Square
90° Round
112° Round

CODE
RBS1
RBS2
RB1
RB2

DESCRIPTION

CODE
RBS5



Hopper

Pipe Socket

Pipe Clip

Access Pipe

DESCRIPTION
*

CODE
RHS1

DESCRIPTION
Square
Round

CODE
RSS1
RS1

DESCRIPTION
* Standard
Flush
Round

CODE
RCS1
RCS2
RC1

DESCRIPTION
Square
Round

CODE
RXS1
RX1



112° Branch

Square / Round Downpipe Adaptor

Shoe

DESCRIPTION
* Square
Round

CODE
RYS1
RY1

DESCRIPTION

CODE
RDS2

DESCRIPTION
* Square
Round

CODE
RBS3
RB3

.W - white .BL - black .BR - brown
.C - caramel .GR - grey



.W .BL .BR



.C .GR

* Denotes only available in Caramel

Rainwater

Ogee Gutter 110/80mm



Gutter Length

DESCRIPTION CODE
* 4m RGN4



Union Bracket

DESCRIPTION CODE
* RUN1



Fascia Brackets

DESCRIPTION CODE
* RKN1



Top Hung Fascia Brackets

DESCRIPTION CODE
* RKN2

.W - white .BL - black .BR - brown
.C - caramel .GR - grey



.W

.BL

.BR



.C

.GR

* Denotes only available in Caramel



Running Outlet

DESCRIPTION CODE
* RON1



Stop End Outlet

DESCRIPTION CODE
* (RH) RON3
* (LH) RON2



Stop End External

DESCRIPTION CODE
* (RH) REN2
* (LH) REN1



Stop End Internal

DESCRIPTION CODE
* (RH) REN4
* (LH) REN3



90° Angle External

DESCRIPTION CODE
* RAN2



90° Angle Internal

DESCRIPTION CODE
* RAN1



135° Angle External

DESCRIPTION CODE
* RAN4



135° Angle Internal

DESCRIPTION CODE
* RAN3



Any Angle Degree to Order

DESCRIPTION CODE
* RAN9



Ogee / Round Gutter Adaptor

DESCRIPTION CODE
* (RH) RNR3
* (LH) RNR4



Ogee / Square Gutter Adaptor

DESCRIPTION CODE
* (RH) RNS3
* (LH) RNS4



Commercial Hi-Cap 115 / 75mm



Gutter Length

DESCRIPTION CODE
4m RGH4



Union Bracket

DESCRIPTION CODE
RUH1



Floating Union (Inc Bracket)

DESCRIPTION CODE
RUH2



Fascia Bracket

DESCRIPTION CODE
RKH1



Top Hung Fascia Bracket

DESCRIPTION CODE
RKH2



Running Outlet

DESCRIPTION CODE
ROH1



Stop End External

DESCRIPTION CODE
REH1



Stop End Internal

DESCRIPTION CODE
REH2



90° Angle

DESCRIPTION CODE
RAH1



135° Angle

DESCRIPTION CODE
RAH2



Hi Cap / Round Gutter Adaptor

DESCRIPTION CODE
RHR3



Hi Cap / Square Gutter Adaptor

DESCRIPTION CODE
RHS3

Tudor Board & Dry Verge

Dry Verge

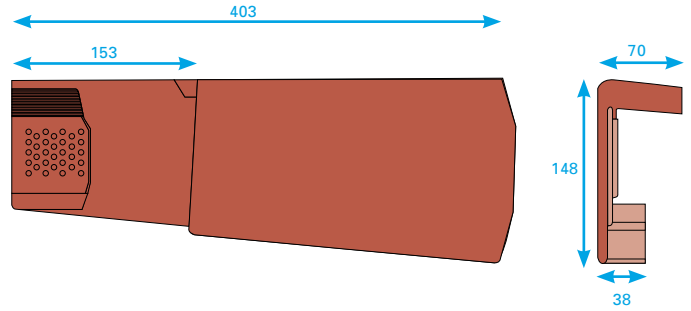
Individual Dry Verge



DESCRIPTION
 RH) Grey
 (LH) Grey
 (RH) Brown
 (LH) Brown
 (RH) Terracotta
 (LH) Terracotta

CODE
 KIDV.GR
 KIDV.GL
 KIDV.BR
 KIDV.BL
 KIDV.TR
 KIDV.TL

Installation



Universal Angle Ridge End Cap



DESCRIPTION
 Grey
 Brown
 Terracotta


CODE
 KSRC.G
 KSRC.B
 KSRC.T

Half Round Ridge End Cap



DESCRIPTION
 Grey
 Brown
 Terracotta

CODE
 KRRC.G
 KRRC.B
 KRRC.T



Dry Verge Starter Kit (Pair)




DESCRIPTION
 Grey
 Brown
 Terracotta

CODE
 KSK.G
 KSK.B
 KSK.T

Tudor Board

25mm Tudor Board 2 Foiled Edges



DESCRIPTION
 150mm x 5m Black
 150mm x 5m Woodgrain
 150mm x 5m Rosewood
 150mm x 5m Light Oak

CODE
 GTB150.BL
 GTB150.WG
 GTB150.R
 GTB150.LO



For detailed fitting instructions of Dry Verge & Tudor Board please visit www.homeline.uk.com



Homeline Building Products Ltd
Partnership Way
Shadsworth Business Park
Blackburn
BB1 2QP

T: 01254 286 086
F: 01254 286 087
W: www.homeline.uk.com
E: sales@homeline.uk.com

Due to limitations in the printing process, all photographs, colours, styles and images are to be considered as representative of the actual product. Homeline reserve the right to change colours, patterns or designs without prior notice.

Homeline is a registered trade mark ® 2377290.

GHBP-PG-01-06/09.

Printed on environmentally friendly paper

